





Guide to Digital Voting

You will need the following:

-  A personal email address
-  Your date of birth
-  Your status or citizenship number
-  Voting PIN number (will be sent to your email)

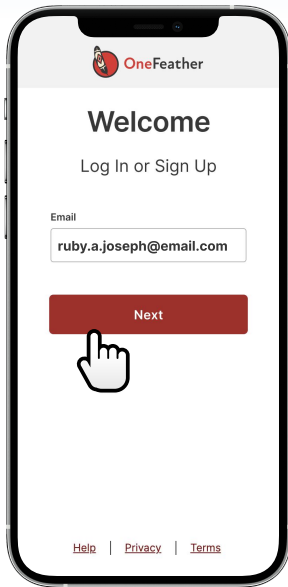
Scan the QR code to get started →



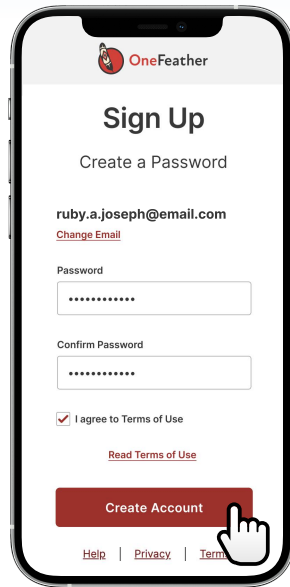
Or go directly to members.onefeather.ca

First, you'll need to create and confirm your OneFeather account

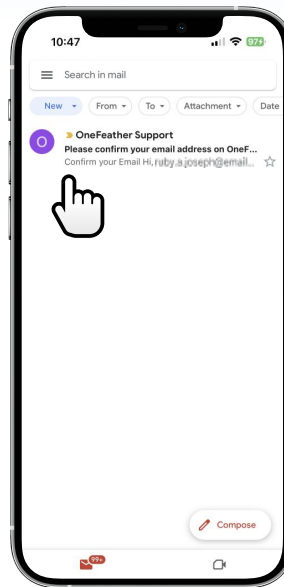
1 Enter your personal email



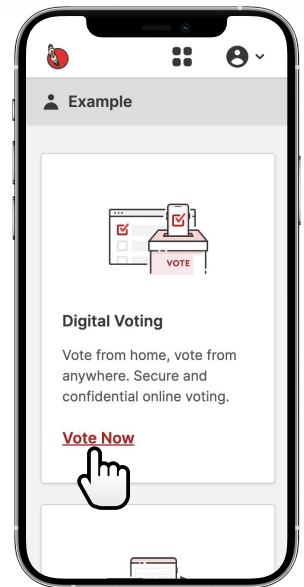
2 Create a password



3 Check your email & confirm

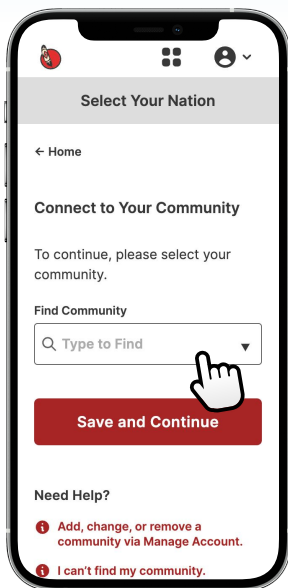


4 Click on Digital Voting

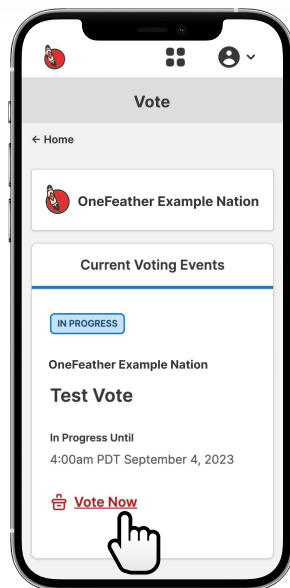


When you're ready to vote, it's easy and secure

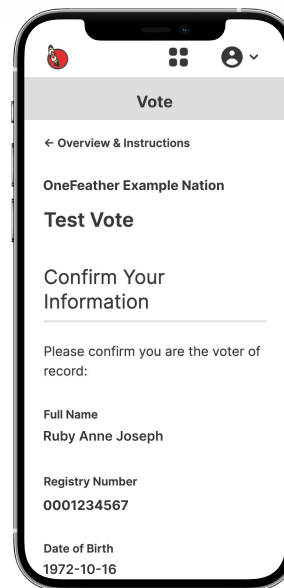
5 Connect to your Nation



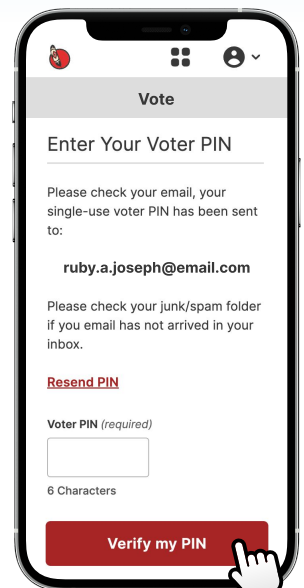
6 Find the voting event



7 Confirm your information



8 Enter the PIN emailed to you



support.onefeather.ca

voterhelp@onefeather.ca

1-855-923-3006 (toll free)

250-384-8200 (office)

Phone support is available Monday - Friday, 9:30am to 4:30pm PST

Please leave a message if we're unable to take your call.